

Sturdy castors for any application

High quality coatings




K-Series

K-Series Professional

G-Series

JUWathan® plus



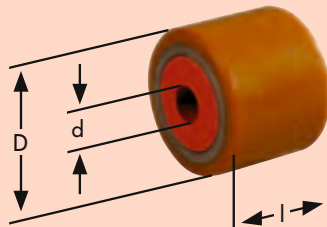
S-Series

H-Series

H-Series

JUWathan®

Sketch



Recommended use

Recommended use for	Castor type and coat		
	JUWathan® JUWathan® plus JUWathan® Professional	JUWAmid	Steel
Plain and clean floors	✓	✓	
For any floors, swarf resistant	✓		
Bad floors with roughness			✓

Details

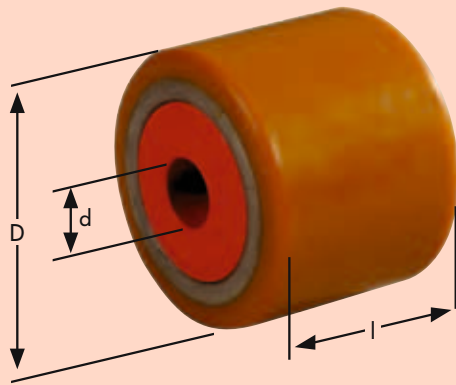

- **JUWathan® castor design:** The coating is molded around a steel core. Two precision ball bearings are pressed into the steel core.
- **JUWathan® plus castor design:** Based on the JUWathan roller, the new JUWathan-plus castor has a new and improved coating material and a more advanced construction. **NEW:** An aluminum core replaces the steel core for easier handling at the same strength. A polyurethane based lining material is bonded around the aluminum core. This construction reduces the rolling resistance and weight by nearly 30 percent.
- **JUWathan® Professional:** The professional series roller was developed based on the JUWathan plus roller. The side-by-side double roller system provides higher load capacity (2x2 ball bearings) and offers greatly reduced rolling resistance. Turning of the steerable trolley requires less force because the rollers can turn against one another resulting in extremely reduced friction between surface and roller. The much lower friction resistance also causes the rollers on the rear axis to follow in a truer course.

JUWathan® plus	Sketch	K-series*	K-series Professional*	G-series*	
Load capacity		kg / lbs	750 / 1 650	875 / 1 925	1 000 / 2 200
Outside diameter	D	mm / in	85 / 3.3"	85 / 3.3"	140 / 5.5"
Inside diameter	d	mm / in	25 / 1"	25 / 1"	35 / 1.4"
Fitting length	l	mm / in	85 / 3.3"	85 / 3.3"	59 / 2.3"
Weight		kg / lbs	0,85 / 1.9	0,95 / 2.1	1,50 / 3.3
Order-no.			95 050 057-V	95 050 089-D	95 050 047-V

JUWathan®	Sketch	S-series*	H-series*	H-series*	
Load capacity		kg / lbs	1 500 / 3 300	2 100 / 4 620	5 000 / 11 000
Outside diameter	D	mm / in	90 / 3.5"	200 / 7.9"	200 / 7.9"
Inside diameter	d	mm / in	35 / 1.4"	70 / 2.8"	70 / 2.8"
Fitting length	l	mm / in	120 / 4.7"	85 / 3.3"	170 / 6.7"
Weight		kg / lbs	1,75 / 3.9	8,5 / 18.7	18 / 39.7
Order-no.			95 050 025-V	95 050 090-V	95 050 053-V

*We grant 5 years of warranty on operability of our wheels except improper use or normal abrasion.

Our products are also available in galvanized steel



Details

- **JUWAmid castor design:** The coating is molded around a steel core. Two precision ball bearings are pressed into the steel core.
- **Steel castor design:** The steel body is made of a seamless steel tube. Two ball bearings are pressed into the body.

Steel	Sketch		K-Series	S-Series
Load capacity		kg / lbs	750 / 1 650	1 500 / 3 300
Outside diameter	D	mm / in	85 / 3.3"	90 / 3.5"
Inside diameter	d	mm / in	25 / 1"	35 / 1.4"
Fitting length	l	mm / in	85 / 3.3"	120 / 4.7"
Weight		kg / lbs	2,40 / 5.3	2,85 / 6.3
Order-no.			95 050 043-S	95 050 026-S

JUWAmid	Sketch		JKB I	JKB	JKB R	K-Series
Traglast		kg	750 / 1 650	375 / 825	375 / 825	750 / 1 650
Aussendurchmesser	D	mm	75 / 3"	85 / 3.3"	85 / 3.3"	85 / 3.3"
Innendurchmesser	d	mm	16 / 0.6"	25 / 1"	25 / 1"	25 / 1"
Rollenlänge	l	mm	60 / 2.4"	43 / 1.7"	43 / 1.7"	85 / 3.3"
Gewicht		kg	0,35 / 0.8	0,3 / 0.7	0,3 / 0.7	1 / 2
Order-no.			95 050 079-E	95 050 088-P	95 050 091-P	95 050 023-P